


The Ultimate Guide to Unleashing the Power of WordPress and Elementor

In the ever-evolving landscape of web development, WordPress and Elementor stand as two formidable contenders. WordPress, a content management system (CMS), and Elementor, a page builder plugin, offer a formidable combination that empowers users to create stunning websites with unmatched ease and flexibility. This comprehensive guide will delve into the intricacies of these two powerhouses, providing you with the knowledge and skills to harness their potential and elevate your web development projects to new heights.

WordPress: The Foundation of Your Website

WordPress is the undisputed leader among CMS platforms, powering over 40% of all websites on the internet. Its user-friendly interface and extensive ecosystem of plugins and themes make it the perfect choice for both beginners and seasoned developers alike. With WordPress, you can effortlessly manage your website's content, including posts, pages, media, and users.



Essential Angular for ASP.NET Core MVC 3: A Practical Guide to Successfully Using Both in Your Projects

by Adam Freeman

★★★★☆ 4.4 out of 5

Language : English
File size : 16862 KB
Text-to-Speech : Enabled
Enhanced typesetting : Enabled
Print length : 600 pages
Screen Reader : Supported



Features of WordPress

* Intuitive user interface for seamless navigation * Built-in content editor for easy creation and editing * Extensive collection of plugins to enhance functionality * Multi-user support for collaborative website management * Regular security updates to protect against vulnerabilities

Elementor: The Visual Page Builder

Elementor is a revolutionary page builder plugin for WordPress that empowers you to design and customize your website visually. Its drag-and-drop interface and intuitive controls make it a breeze to create stunning layouts without the need for coding. With Elementor, you can unleash your creativity and bring your vision to life.

Features of Elementor

* Drag-and-drop interface for effortless website creation * Live editing for real-time preview of changes * Extensive library of widgets and templates * Responsive design for optimized display on all devices * Powerful customization options for complete control

Combining WordPress and Elementor: A Dynamic Duo

When you combine the power of WordPress and Elementor, you unlock endless possibilities for website development. WordPress provides the robust foundation for managing your website's content and functionality, while Elementor empowers you to visually design and customize your pages with unparalleled ease. This harmonious union offers a seamless

experience that empowers you to create websites that are both visually stunning and engaging.

Advantages of Using WordPress and Elementor Together

* Streamlined workflow with a centralized content management system * Enhanced design freedom with a visual page builder * Reduced development time due to drag-and-drop functionality * Improved user experience with visually appealing and responsive designs * Increased conversion rates through targeted and engaging content

Step-by-Step Guide to Using WordPress and Elementor

To harness the full potential of WordPress and Elementor, follow these step-by-step instructions:

Installing WordPress

1. Free Download a domain name and web hosting. 2. Install WordPress using your hosting provider's control panel. 3. Configure your WordPress settings and create an administrator account.

Installing Elementor

1. Log in to your WordPress dashboard. 2. Go to Plugins > Add New. 3. Search for "Elementor" and click "Install Now." 4. Activate the Elementor plugin.


Creating a New Page with Elementor

1. Go to Pages > Add New in your WordPress dashboard. 2. Click on the "Edit with Elementor" button. 3. Select a template or start from scratch. 4. Use Elementor's drag-and-drop interface to add and customize widgets. 5. Click "Publish" to make your page live.

Tips for Successful WordPress and Elementor Projects

* Choose a reliable web hosting provider for optimal performance and security. * Use high-quality images and videos to enhance user engagement. * Optimize your website for speed and mobile responsiveness. * Regularly update your WordPress and Elementor plugins for security and performance enhancements. * Leverage the vast community resources and tutorials available for Elementor and WordPress.

WordPress and Elementor are formidable tools that, when combined, empower you to create exceptional websites with unmatched ease and flexibility. By harnessing the power of these two platforms, you can unlock your creativity, streamline your workflow, and deliver unparalleled user experiences. Embrace the dynamic duo of WordPress and Elementor, and embark on a journey of web development success.



Essential Angular for ASP.NET Core MVC 3: A Practical Guide to Successfully Using Both in Your Projects

by Adam Freeman

★★★★☆ 4.4 out of 5

Language : English

File size : 16862 KB

Text-to-Speech : Enabled

Enhanced typesetting : Enabled

Print length : 600 pages

Screen Reader : Supported


FREE

DOWNLOAD E-BOOK



Unveiling the Silent Pandemic: Bacterial Infections and their Devastating Toll on Humanity

Bacterial infections represent a formidable threat to global health, silently plaguing humanity for centuries. These microscopic organisms, lurking within our...



Finally, Outcome Measurement Strategies Anyone Can Understand: Unlock the Power of Data to Drive Success

In today's competitive landscape, organizations of all sizes are under increasing pressure to demonstrate their impact. Whether you're a...